

Name: _____



PRACTICE



TUTORIAL

5-4 Additional Practice

Scan for
Multimedia



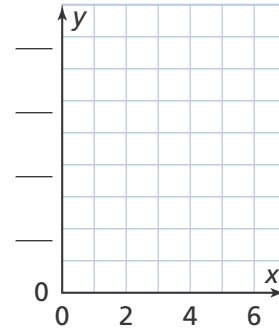
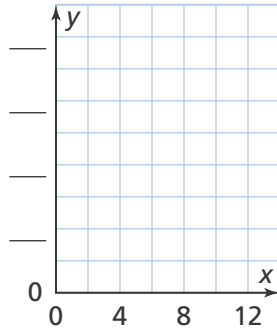
In **1** and **2**, complete each table. Then label the coordinates along the y -axis and plot the pairs of values on the coordinate plane.

1.

2	4	6	8	10
3	<input type="text"/>	<input type="text"/>	<input type="text"/>	<input type="text"/>

2.

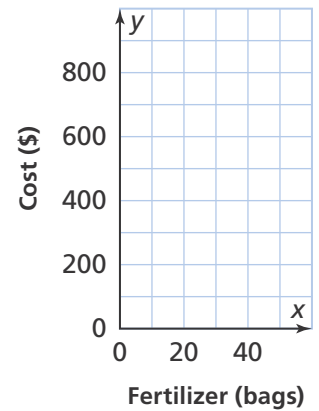
1	2	3	4	5
2	<input type="text"/>	<input type="text"/>	<input type="text"/>	<input type="text"/>



3. A store charges \$140 for every 10 bags of fertilizer a farmer buys.

a. Complete the table. Graph the values.

Fertilizer (bags)	10	<input type="text"/>	30	40	<input type="text"/>
Cost (\$)	140	280	<input type="text"/>	<input type="text"/>	840

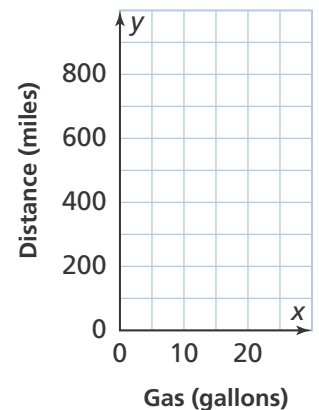


b. How much would a farmer pay for 50 bags of fertilizer? Explain.

4. A car uses 5 gallons of gas for every 120 miles it travels.

a. Complete the table. Graph the values.

Gas (gal)	5	<input type="text"/>	20
Distance (mi)	120	360	<input type="text"/>



b. How many gallons of gas does the car use if it travels 600 miles?

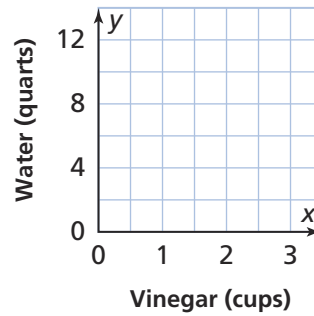
c. How far can the car travel if it uses 30 gallons of gas?



5. Gavin makes a homemade cleaner using $\frac{1}{2}$ cup vinegar for every 2 quarts of water.

a. Complete the table. Graph the values.

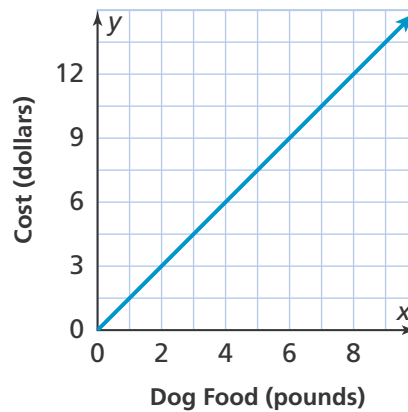
Vinegar (c)	$\frac{1}{2}$	<input type="text"/>	$1\frac{1}{2}$	<input type="text"/>
Water (qt)	2	4	<input type="text"/>	8



b. Use the graph to find out how much water Gavin would use with 3 cups of vinegar.

6. **Higher Order Thinking** Kallie makes bouquets of flowers so that the ratios are 4 carnations to 2 sunflowers to 3 lilies. Kallie makes a bouquet of 72 flowers using only these flowers. How many of each type of flower does she use?

7. **Use Structure** The graph shows the relationship between the number of pounds of dog food bought and the cost of the dog food. What are the coordinates of the point that represents the cost of 6 pounds of dog food? © MP.7



© Assessment Practice

8. A restaurant pushes together 3 tables to seat 13 people. Complete the ratio table and plot the pairs of values on the coordinate plane to find how many tables are needed to seat up to 65 people using this pattern.

Tables	3	<input type="text"/>	<input type="text"/>	<input type="text"/>	<input type="text"/>
People	<input type="text"/>	<input type="text"/>	<input type="text"/>	<input type="text"/>	65

